



£ 320000

3 Bed House - End Terrace, Abbey Road, Popley, Basingstoke

Barons Estate Agents are delighted to present this three bedroom, end of terrace property on Abbey Road. The property has been recently renovated by the current owner, and is presented to the market with NO ONWARD CHAIN. The ground floor accommodation comprises of a porch, entrance hallway, access to the integral garage, cloakroom, kitchen, dining room and lounge. Upstairs, there are three double bedrooms, a family bathroom and storage/shower room. Externally, the property boasts driveway parking, and an enclosed, low maintenance rear garden. Additional benefits include gas central heating, double glazing and a recently replaced consumer unit. An early viewing of this ideal family home or investment opportunity would be strongly advised by the vendor's sole agent.

Location

Abbey Road is situated to the North East of the town centre and offers good access to local schools and convenience shops. More extensive shopping is a short drive away at Chineham Shopping Centre and Festival Place. The A33 and M3 are easily accessible along with mainline railway to London Waterloo. For the outdoor person there are country walks, golf courses, National Trust Properties, eateries and pubs abound. Basingstoke hospital is approximately 1 mile from the property.

Tenure

Freehold

Council Tax

Band C.


Extra Services

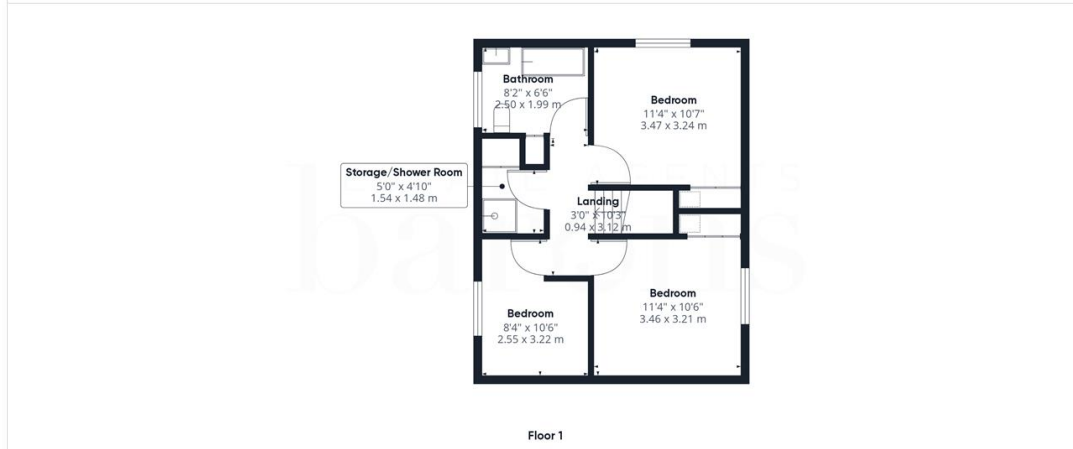
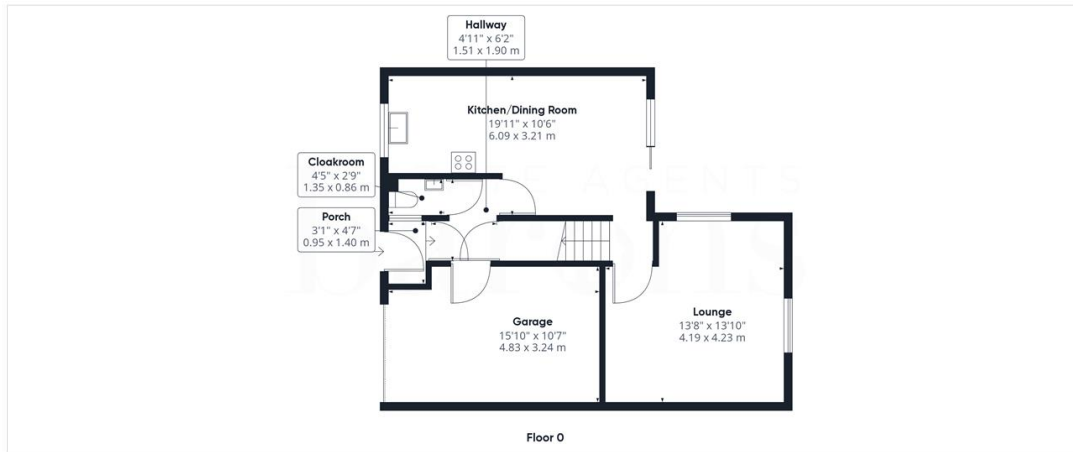
Barons Estate Agents will recommend the services of other businesses and may receive a referral fee in some instances where a

buyer or seller uses the services of that company.

▀ KEY POINTS & FEATURES

- ▀ Three Bedroom Family Home
- ▀ Kitchen
- ▀ Garage & Driveway Parking
- ▀ End of Terrace
- ▀ Dining Room
- ▀ Enclosed Rear Garden
- ▀ Family Bathroom & Storage/Shower Room
- ▀ Lounge
- ▀ NO ONWARD CHAIN





ESTATE AGENTS
barons

Approximate total area[®]
1072.62 ft²
99.65 m²

(1) Excluding balconies and terraces

While every attempt has been made to ensure accuracy, all measurements are approximate, not to scale. This floor plan is for illustrative purposes only.
Calculations were based on RICS IPMS 3C standard. Please note that calculations were adjusted by a third party and therefore may not comply with RICS IPMS 3C.

GIRAFFE360

